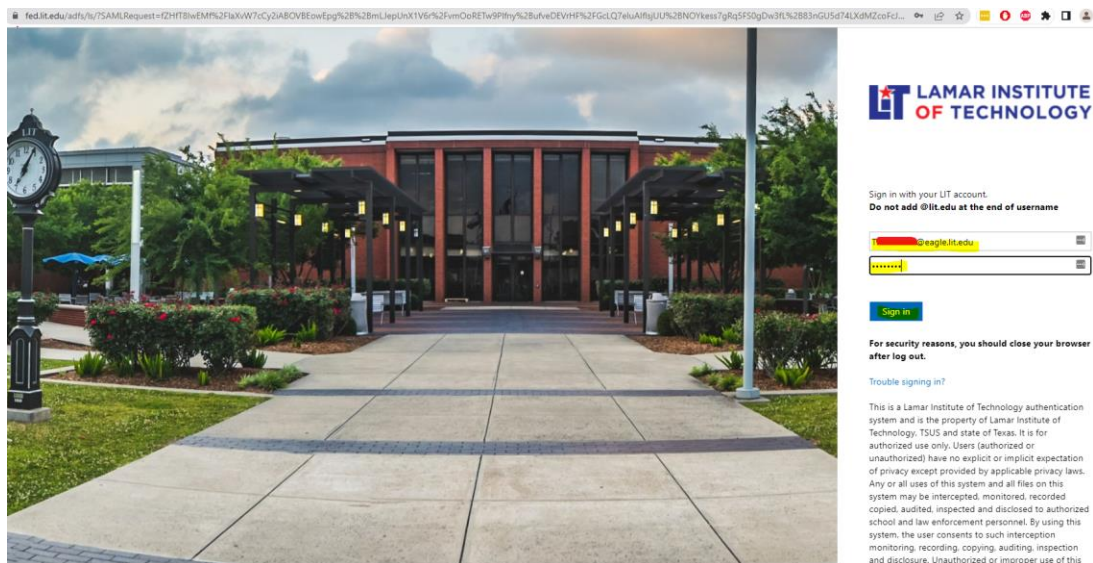


## [LEA Account Lookup and Password Reset for LIT.](#)

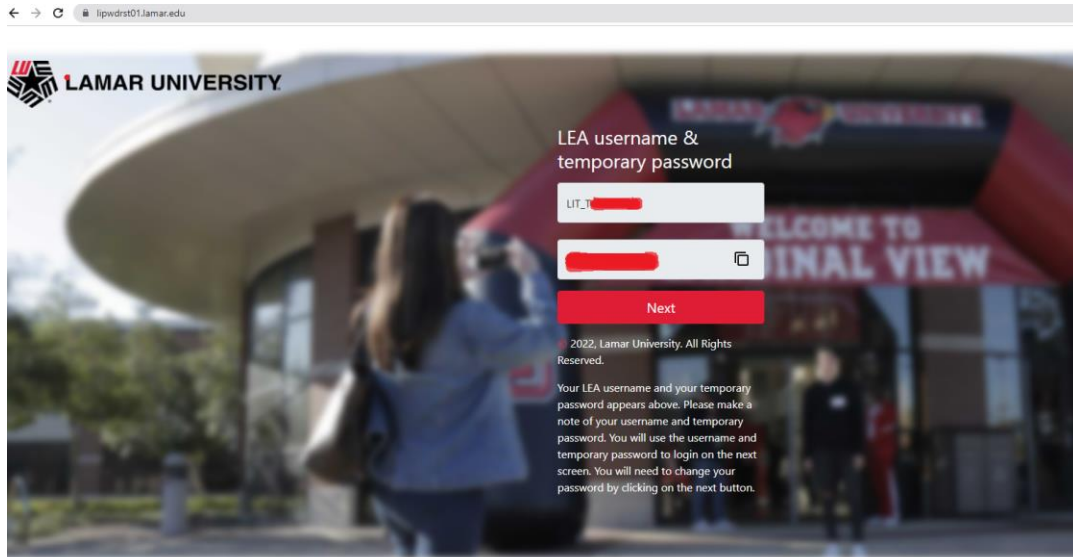
Lamar university provides certain services to LIT students, faculty and staff. To access these services, you will need a Lamar Electronic Account (LEA). Follow the instructions below to look up your LEA username, obtain a temporary password and set up your LEA account password.

**NOTE: You will need to know your LIT account username and password. So, if you do not know your LIT account, please contact LIT technology support first before you follow the instructions here.**

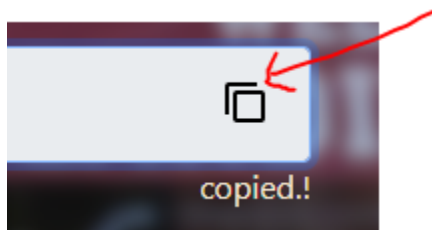
1. On a browser, please visit [this link](#). You can also copy paste this link into a browser if the link doesn't work: <https://lipwdrst01.lamar.edu/>
2. You will be promoted to login with your LIT account.



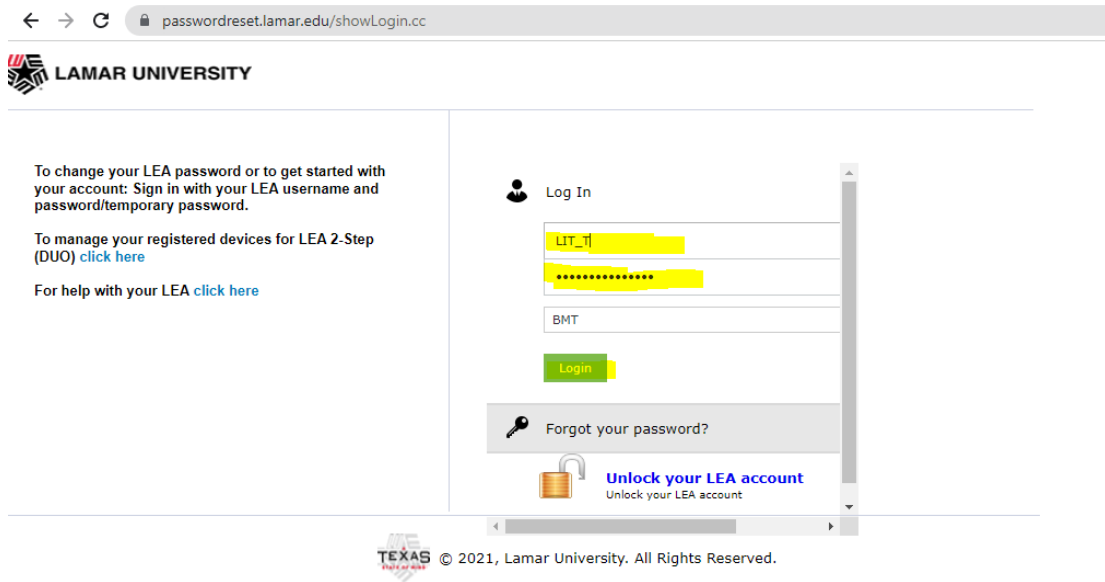
3. After you **Sign in** with your LIT account, you will be automatically redirected to a lamar page for LEA username and temporary password reset. **Will auto populate.**



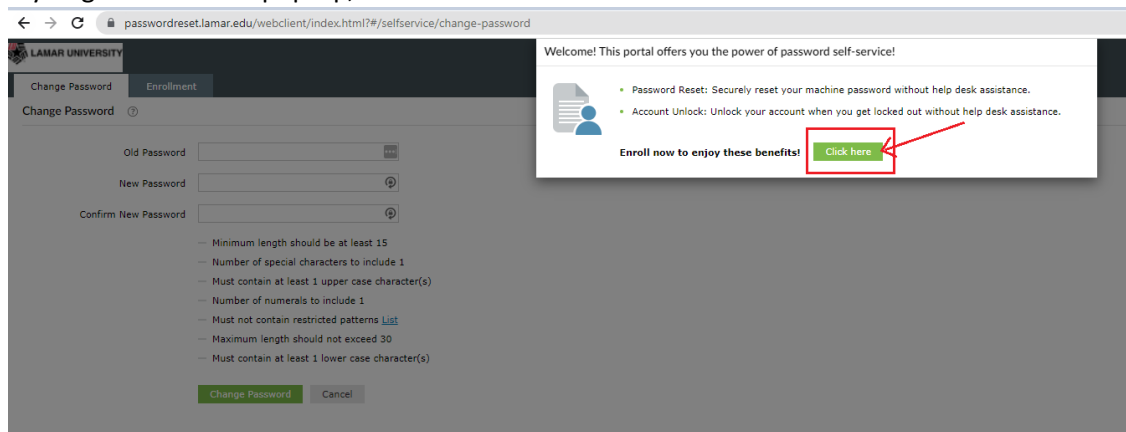
4. Your **LEA username** will begin with LIT\_ , and your **one time use temporary password** in the second box. You can copy the password by selecting the password or you may also click the **copy icon**.



5. Then click next to proceed to the password reset page. In the password reset page, you will be able to change your password using the temporary password.
6. Now, enter the **LEA username e.g. LIT\_TXXXXXXXX** and temporary password click **Login**.



7. If you get a welcome pop-up, click on **click here**.



8. Now in the Enrollment tab, select answer, and confirm **4 security questions** from the drop-down boxes. The security questions and answers can be used if you need to unlock your account. Then click **Next**.

passwordreset.lamar.edu/webclient/index.html?#/selfservice/enrollment

LAMAR UNIVERSITY

Change Password Enrollment

User Registration

Please enroll for the forced verification methods enabled for your account.

Security Questions

Question: -- Please Select a Question --

Answer Confirm Answer

Question: -- Please Select a Question --

Answer Confirm Answer

Question: -- Please Select a Question --

Answer Confirm Answer

Question: -- Please Select a Question --


Answer Confirm Answer

Hide Answer(s)

The minimum length of the answer(s) should be 4 characters and maximum allowed is 100 characters

Step 1 of 2 **Next**

9. On your mobile phone download the **Duo Mobile app** from the App store or Play store to get started with LEA 2-Step.



10. Click **Next** to begin the LEA 2-Step (DUO) enrollment.
11. Click **Start Setup**.
12. Follow the onscreen instructions.
13. Then click on **Continue** to Login. Select **Send Me a Push** and approve on your phone. This step confirms operation of LEA 2-Step, and you will see an enrollment successful message. Note: To learn more about LEA 2-Step visit: <https://www.lamar.edu/it-services-and-support/lea-2-step/index.html>
14. Click **Change Password** at the top of page, the OLD password is the Temporary password.
15. Type your temporary password, new password, and confirm the new password and click **OK**.